

Outdoor multitaps XFO faceplate-only 1.8 GHz upgrade Regal Wide multitaps



- **One product compatible with all original legacy Regal housings**
- **No need to splice a new multitap housing to go to 1.8 GHz**
 - Ensures power and radio frequency (RF) continuity for all end users down the coaxial line; reduces downtime, and therefore customer churn while upgrading a network to 1.8 GHz
 - 60% faster to install than a full 1.8 GHz multitap, due to the reuse of the fitted housing
 - Technicians need less know-how and experience to execute the 1.8 GHz upgrade
 - No need to invest in new housings, hardline connectors and heat shrinking
- **XFO advanced mechanical and electrical matching circuits ensure great RF performance on the legacy housings, removing the large dip in performance it causes around 1.4 GHz**
- **70% cost saving for operators compared to full installation of 1.8 GHz multitap**
- **Enabling operators to start a 'business as usual' 1.8 GHz upgrade process now, as the product is backward compatible to legacy Regal products**



Outdoor multitaps XFO faceplate-only 1.8 GHz upgrade Regal Wide multitaps



Overview

Cable operators are looking at the market's future needs for delivering high-speed and low-latency services to their end customers over the hybrid fiber-coaxial (HFC) network. Extended Spectrum DOCSIS (ESD) allows the use of the spectrum up to 1.8 GHz, enabling operators to drive downstream speeds of over 10 Gbps. Meanwhile, the upstream frequencies are supported run to 684 MHz, enabling upstream speeds of over 6 Gbps - all while using the existing fiber and cable (HFC) infrastructure.

DOCSIS 4.0 roadmaps come in many variations; but when it comes to the deployment of passive components such as multitaps, each one placed into the network should be a 1.8 GHz passive to undertake the move to DOCSIS 4.0. Furthermore, with truck roll and labor creating the largest cost of a passive deployment, the no-screw in/out connector feature on the 1.8 GHz full taps allows for faster installation and greater ease-of-use compared to 1.2 GHz taps. This solution effortlessly solves a tangible pain point, making 1.8 GHz full taps the best choice when splicing a new tap housing. However, in the case of a mass upgrade, faceplate-only deployments are most preferable, since they heavily reduce the time it takes to perform the upgrade. They also save on necessary materials and, therefore, stock management requirements. Crucially, all this can all be executed by less skilled and experienced personnel.


The XFO series is a 1.8 GHz upgrade faceplate for legacy-style multitaps such as Motorola, Regal or Scientific Atlanta and represents an exciting technological breakthrough by Technetix. The existing need to cut hardline cables and mount new housings has a highly impactful effect on the network, demanding temporary radio frequency (RF) and power shutdown on the coaxial line. In addition to this, there is a need for skilled workers to properly execute operations. The XFO series tackles this issue: Not only do upgrades require a faceplate-only swap, it reduces the need for highly skilled labor, and online services remain unaffected during a mass deployment.

The XFO solves challenges presented by legacy housings, with an advanced electro-mechanical design, enabling the connection of legacy in/out screw contacts with the XFO's 1.8 GHz components and printed circuit board (PCB). This creates a good flat in/out response and acceptable return loss levels on official, as well as third-party, legacy housings. The XFO Regal range has exceptional RF performance to 1.8 GHz. It has the option to use signal conditioning plug-ins compatible with originally manufactured Regal housings with and without bypass switches and with third-party Regal-compatible housings that do not feature a bypass switch.

Outdoor multitaps XFO faceplate-only 1.8 GHz upgrade Regal Wide multitaps

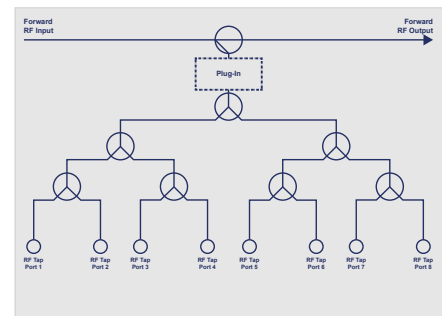
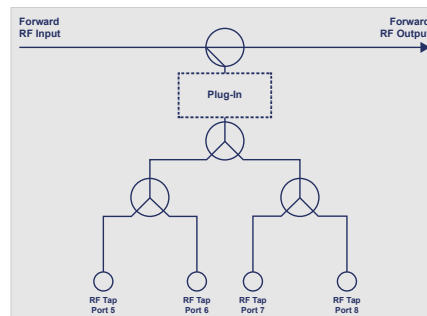
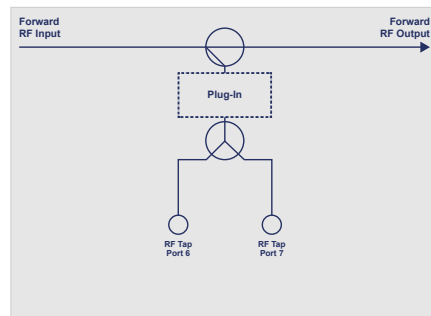


General specifications

Parameter	Specification
Frequency range	12-1800 MHz
Housing connectors In/Out	5/8" Female (SCTE 91)
Faceplate connector tap ports	F-type Female (SCTE 01)
KS-male pin length guide	
Housing material	Diecast aluminum with tri-valent chromate base layer and polyurethane powder coat top layer (blue RAL5005)
Bolts	30 in-lbs
EMI shielding	Min. 100 dB (SCTE 48-1)
	Typ. 110 dB (SCTE 48-1)
Power passing	Max. 12 A
Surge protection	6 kV all ports (IEEE-C62.14, Combination Wave, Category B3 rise time 1.2 μS/ fall time 50 μS)
HUM modulation	-65 dB @12 A (SCTE-16)
Salt fog	1000 h (ASTM B117)
UV degradation	1000 h (ASTM G154)
Operational temperature	-40°C to +60°C (-40°F to +140°F)

Block diagrams

2, 4, and 8-way full taps



Outdoor multitaps XFO faceplate-only 1.8 GHz upgrade Regal Wide multitaps



2-way specifications

Parameter		2-4T		2-8		2-11		2-14		2-17		2-20		2-23		2-26		2-29	
		Typ.	Max.	Typ.	Max.	Typ.	Max.	Typ.	Max.	Typ.	Max.	Typ.	Max.	Typ.	Max.	Typ.	Max.	Typ.	Max.
Insertion loss in-out (dB)	12 MHz				4.0		2.2		1.8		1.6		1.2		1.2		1.2		1.2
	200 MHz				4.2		2.5		2.0		1.8		1.3		1.3		1.3		1.3
	750 MHz				4.9		3.3		2.7		2.4		1.7		1.7		1.7		1.7
	860 MHz				5.0		3.4		2.8		2.5		1.8		1.8		1.8		1.8
	1006 MHz				5.2		3.6		3.0		2.7		1.9		1.9		1.9		1.9
	1218 MHz				5.4		4.0		3.2		2.9		2.0		2.0		2.0		2.0
	1800 MHz				6.1		4.8		3.9		3.6		2.4		2.4		2.4		2.4
Tap loss in-tap (dB)	12 MHz	4.0	5.5	9.0	10.5	11.0	12.5	14.0	15.5	17.0	18.5	20.0	21.5	23.0	24.5	26.0	27.5	29.0	30.5
	200 MHz	4.0	5.5	9.0	10.5	11.0	12.5	14.0	15.5	17.0	18.5	20.0	21.5	23.0	24.5	26.0	27.5	29.0	30.5
	750 MHz	4.5	6.0	9.0	10.5	11.0	12.5	14.0	15.5	17.0	18.5	20.0	21.5	23.0	24.5	26.0	27.5	29.0	30.5
	860 MHz	4.5	6.0	9.0	10.5	11.0	12.5	14.0	15.5	17.0	18.5	20.0	21.5	23.0	24.5	26.0	27.5	29.0	30.5
	1006 MHz	4.5	6.0	9.0	10.5	11.5	13.0	14.5	16.0	17.0	18.5	20.0	21.5	23.0	24.5	26.0	27.5	29.0	30.5
	1218 MHz	4.5	6.0	9.0	10.5	11.5	13.0	14.5	16.0	17.0	18.5	20.0	21.5	23.0	24.5	26.0	27.5	29.0	30.5
	1800 MHz	4.5	6.0	9.5	11.0	12.0	13.5	14.5	16.0	17.0	18.5	20.0	21.5	23.0	24.5	26.0	27.5	29.0	30.5

Parameter		Typ.	Min.	Typ.	Min.	Typ.	Min.	Typ.	Min.	Typ.	Min.	Typ.	Min.	Typ.	Min.	Typ.	Min.	Typ.	Min.
Return loss I/P and O/P ports (dB)	12-20 MHz		16.0		16.0		16.0		16.0		15.0		16.0		16.0		16.0		16.0
	20-300 MHz		16.0		16.0		16.0		16.0		16.0		16.0		16.0		16.0		16.0
	300-1006 MHz		14.0		14.0		14.0		14.0		14.0		14.0		14.0		14.0		14.0
	1006-1218 MHz		14.0		14.0		14.0		14.0		14.0		14.0		14.0		14.0		14.0
	1218-1800 MHz		14.0		13.0		13.0		13.0		13.0		13.0		13.0		13.0		13.0
Return loss tap ports (dB)	12-20 MHz		16.0		15.0		16.0		16.0		16.0		16.0		16.0		16.0		16.0
	20-470 MHz		16.0		16.0		16.0		16.0		16.0		16.0		16.0		16.0		16.0
	470-1006 MHz		16.0		16.0		16.0		16.0		16.0		16.0		16.0		16.0		16.0
	1006-1218 MHz		16.0		16.0		16.0		16.0		16.0		16.0		16.0		16.0		16.0
	1218-1800 MHz		16.0		16.0		16.0		16.0		16.0		16.0		16.0		16.0		16.0
Isolation out-tap (dB)	12-20 MHz		T		20.0		22.0		25.0		26.0		29.0		32.0		35.0		38.0
	20-470 MHz		T		24.0		27.0		28.0		28.0		30.0		33.0		36.0		40.0
	470-1006 MHz		T		23.0		25.0		25.0		26.0		28.0		31.0		34.0		37.0
	1006-1218 MHz		T		20.0		22.0		22.0		24.0		26.0		28.0		31.0		34.0
	1218-1800 MHz		T		19.0		20.0		20.0		22.0		21.0		25.0		28.0		31.0
Isolation tap-tap (dB)	12-20 MHz		22.0		20.0		22.0		22.0		22.0		22.0		22.0		22.0		22.0
	20-470 MHz		25.0		25.0		25.0		25.0		25.0		25.0		25.0		25.0		25.0
	470-1006 MHz		22.0		22.0		22.0		22.0		22.0		22.0		22.0		22.0		22.0
	1006-1218 MHz		20.0		20.0		20.0		20.0		20.0		20.0		20.0		20.0		20.0
	1218-1800 MHz		20.0		20.0		20.0		20.0		20.0		20.0		20.0		20.0		20.0

Outdoor multitaps XFO faceplate-only 1.8 GHz upgrade Regal Wide multitaps



4-way specifications

Parameter		4-8T		4-11		4-14		4-17		4-20		4-23		4-26		4-29	
		Typ.	Max.	Typ.	Max.	Typ.	Max.	Typ.	Max.	Typ.	Max.	Typ.	Max.	Typ.	Max.	Typ.	Max.
Insertion loss in-out (dB)	12 MHz				4.0		2.2		1.8		1.6		1.2		1.2		1.2
	200 MHz				4.2		2.5		2.0		1.8		1.3		1.3		1.3
	750 MHz				4.9		3.3		2.7		2.4		1.7		1.7		1.7
	860 MHz				5.0		3.4		2.8		2.5		1.8		1.8		1.8
	1006 MHz				5.2		3.6		3.0		2.7		1.9		1.9		1.9
	1218 MHz				5.4		4.0		3.2		2.9		2.0		2.0		2.0
	1800 MHz				6.1		4.8		3.9		3.6		2.4		2.4		2.4
Tap loss in-tap (dB)	12 MHz	7.5	9.0	12.0	13.5	14.0	15.5	17.0	18.5	20.0	21.5	23.0	24.5	26.0	27.5	29.0	30.5
	200 MHz	7.5	9.0	12.0	13.5	14.0	15.5	17.0	18.5	20.0	21.5	23.0	24.5	26.0	27.5	29.0	30.5
	750 MHz	7.5	9.0	12.0	13.5	14.0	15.5	17.0	18.5	20.0	21.5	23.0	24.5	26.0	27.5	29.0	30.5
	860 MHz	7.5	9.0	12.0	13.5	14.0	15.5	17.0	18.5	20.0	21.5	23.0	24.5	26.0	27.5	29.0	30.5
	1006 MHz	7.5	9.0	12.0	13.5	14.5	16.0	17.0	18.5	20.0	21.5	23.0	24.5	26.0	27.5	29.0	30.5
	1218 MHz	7.5	9.0	12.0	13.5	14.5	16.0	17.0	18.5	20.0	21.5	23.0	24.5	26.0	27.5	29.0	30.5
	1800 MHz	7.8	9.3	13.3	14.8	15.0	16.5	18.0	19.5	20.0	21.5	23.0	24.5	26.0	27.5	29.0	30.5

Parameter		Typ.	Min.	Typ.	Min.	Typ.	Min.	Typ.	Min.	Typ.	Min.	Typ.	Min.	Typ.	Min.		
Return loss I/P and O/P ports (dB)	12-20 MHz		16.0		16.0		16.0		16.0		15.0		16.0		16.0		
	20-300 MHz		16.0		16.0		16.0		16.0		16.0		16.0		16.0		
	300-1006 MHz		14.0		14.0		14.0		14.0		14.0		14.0		14.0		
	1006-1218 MHz		14.0		14.0		14.0		14.0		14.0		14.0		14.0		
	1218-1800 MHz		14.0		13.0		13.0		13.0		13.0		13.0		13.0		
Return loss tap ports (dB)	12-20 MHz		16.0		15.0		16.0		16.0		16.0		16.0		16.0		
	20-470 MHz		16.0		16.0		16.0		16.0		16.0		16.0		16.0		
	470-1006 MHz		16.0		16.0		16.0		16.0		16.0		16.0		16.0		
	1006-1218 MHz		16.0		16.0		16.0		16.0		16.0		16.0		16.0		
	1218-1800 MHz		16.0		16.0		16.0		16.0		16.0		16.0		16.0		
Isolation out-tap (dB)	12-20 MHz		T		22.0		26.0		27.0		31.0		32.0		35.0		38.0
	20-470 MHz		T		26.0		30.0		31.0		35.0		35.0		36.0		39.0
	470-1006 MHz		T		25.0		27.0		28.0		30.0		31.0		34.0		37.0
	1006-1218 MHz		T		22.0		25.0		26.0		27.0		29.0		31.0		34.0
	1218-1800 MHz		T		22.0		22.0		24.0		25.0		26.0		28.0		31.0
Isolation tap-tap (dB)	12-20 MHz		20.0		20.0		20.0		22.0		22.0		22.0		22.0		22.0
	20-470 MHz		24.0		23.0		23.0		25.0		25.0		25.0		25.0		25.0
	470-1006 MHz		21.0		22.0		22.0		21.0		22.0		22.0		22.0		22.0
	1006-1218 MHz		20.0		20.0		20.0		20.0		20.0		20.0		20.0		20.0
	1218-1800 MHz		20.0		20.0		20.0		20.0		20.0		20.0		20.0		20.0

Outdoor multitaps XFO faceplate-only 1.8 GHz upgrade Regal Wide multitaps



8-way specifications

Parameter		8-11T		8-14		8-17		8-20		8-23		8-26		8-29	
		Typ.	Max.	Typ.	Max.	Typ.	Max.	Typ.	Max.	Typ.	Max.	Typ.	Max.	Typ.	Max.
Insertion loss in-out (dB)	12 MHz				4.0		2.2		1.8		1.6		1.2		1.2
	200 MHz				4.2		2.5		2.0		1.8		1.3		1.3
	750 MHz				4.9		3.3		2.7		2.4		1.7		1.7
	860 MHz				5.0		3.4		2.8		2.5		1.8		1.8
	1006 MHz				5.2		3.6		3.0		2.7		1.9		1.9
	1218 MHz				5.4		4.0		3.2		2.9		2.0		2.0
	1800 MHz				6.1		4.8		3.9		3.6		2.4		2.4
Tap loss in-tap (dB)	12 MHz	11.0	12.5	15.5	17.0	18.0	19.5	20.5	22.0	23.5	25.0	26.0	27.5	29.0	30.5
	200 MHz	11.0	12.5	15.5	17.0	18.0	19.5	20.5	22.0	23.5	25.0	26.0	27.5	29.0	30.5
	750 MHz	11.0	12.5	16.0	17.5	18.0	19.5	20.5	22.0	23.5	25.0	26.0	27.5	29.0	30.5
	860 MHz	11.0	12.5	16.0	17.5	18.0	19.5	20.5	22.0	24.0	25.5	26.0	27.5	29.0	30.5
	1006 MHz	11.0	12.5	16.0	17.5	18.5	20.0	21.0	22.5	24.0	25.5	26.0	27.5	29.0	30.5
	1218 MHz	11.0	12.5	16.2	17.7	18.5	20.0	21.0	22.5	24.0	25.5	26.0	27.5	29.0	30.5
	1800 MHz	11.5	13.0	17.5	19.0	19.3	20.8	21.3	22.8	24.0	25.5	26.0	27.5	29.0	30.5

Parameter		Typ.	Min.	Typ.	Min.	Typ.	Min.	Typ.	Min.	Typ.	Min.	Typ.	Min.
Return loss I/P and O/P ports (dB)	12-20 MHz		16.0		16.0		16.0		16.0		15.0		16.0
	20-300 MHz		16.0		16.0		16.0		15.0		16.0		16.0
	300-1006 MHz		14.0		14.0		14.0		14.0		14.0		14.0
	1006-1218 MHz		14.0		14.0		14.0		14.0		14.0		14.0
	1218-1800 MHz		14.0		13.0		13.0		13.0		13.0		13.0
Return loss tap ports (dB)	12-20 MHz		16.0		15.0		16.0		16.0		16.0		16.0
	20-470 MHz		16.0		16.0		16.0		16.0		16.0		16.0
	470-1006 MHz		16.0		16.0		16.0		16.0		16.0		16.0
	1006-1218 MHz		16.0		16.0		16.0		16.0		16.0		16.0
	1218-1800 MHz		16.0		16.0		16.0		16.0		16.0		16.0
Isolation out-tap (dB)	12-20 MHz		T		22.0		28.0		31.0		34.0		38.0
	20-470 MHz		T		26.0		31.0		35.0		36.0		39.0
	470-1006 MHz		T		25.0		28.0		31.0		32.0		37.0
	1006-1218 MHz		T		22.0		25.0		29.0		30.0		34.0
	1218-1800 MHz		T		22.0		23.0		26.0		27.0		30.0
Isolation tap-tap (dB)	12-20 MHz		24.0		22.0		22.0		23.0		23.0		23.0
	20-470 MHz		24.0		25.0		25.0		25.0		25.0		25.0
	470-1006 MHz		22.0		22.0		22.0		22.0		22.0		22.0
	1006-1218 MHz		20.0		20.0		20.0		20.0		20.0		20.0
	1218-1800 MHz		20.0		20.0		20.0		20.0		20.0		20.0

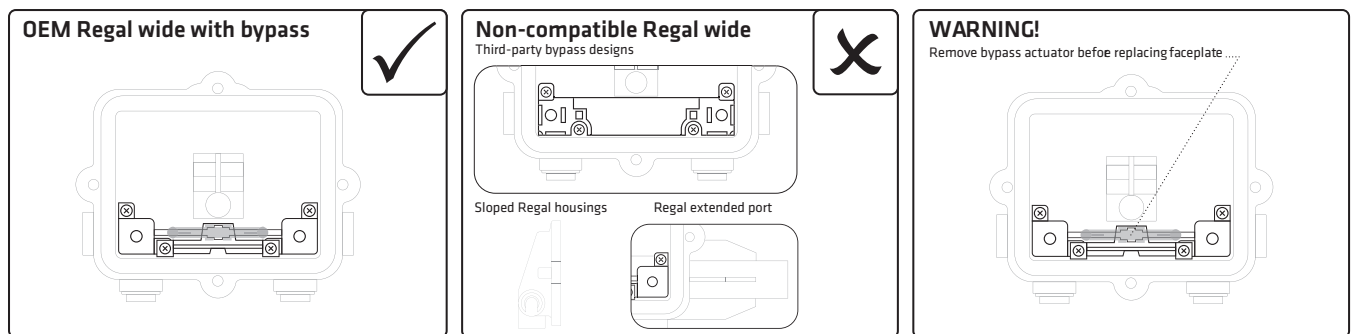
Outdoor multitaps XFO faceplate-only 1.8 GHz upgrade Regal Wide multitaps



Compatibility

Small variations in legacy housing designs can cause a maximum deviation of 2 dB in return loss. However, the insertion loss is maintained across all compatible housings.

The XFO Regal is specifically designed for use with legacy housings provided by original Regal suppliers. It is important to note that housings that claim Regal-style compatibility but have a different bypass switch design will not be compatible with the XFO Regal. See details below:




Tested housings (version - date code)	Return loss deviation
RMT-2x00 (1995)	Max. 2 dB
RMT-2x00 1996)	Max. 2 dB
RMT-2x00 (1997)	Max. 2 dB
RMT-2x00 (2000)	Max. 2 dB
RMT-2x00 (2004)	Max 2 dB
RMT-2x00 (2018)	Max. 2 dB
Regal 9" extended ports	Max. 10 dB (not compatible)
Regal 600 MHz sloped housing (no bypass)	Max. 8 dB (not compatible)

Outdoor multitaps XFO faceplate-only 1.8 GHz upgrade Regal Wide multitaps



XFO backbox 1.8 GHz upgrade Regal Wide backbox



RF specifications

Parameter		MHz	Min.	Typ.	Max.	Units
Through loss	I/P to O/P ports	5-1218			0.8	dB
		1218-1825			2.8	dB
Return loss	All ports	5-1000	18			dB
		1000-1800	10			dB

General specifications

Parameter		Min.	Typ.	Max.	Units
Frequency range	I/P to O/P ports	12		1800	MHz
	Tap ports	12		1800	MHz
Connectors	I/P and O/P ports		5/8		
Impedance	All ports		75		Ω
Surge	All ports			6	kV
Power passing	I/P to O/P ports		10	12	A
Shielding	12-1218 MHz			110	dB
	1218-1800 MHz			100	dB
Screening effectiveness	12-100 MHz	90			dB
	100-750 MHz	90			dB
	750-1006 MHz	90			dB
	1006-1218 MHz	90			dB
	1218-1800 MHz	80			dB
Temperature	Operating	-40°C to +60°C (-40°F to +140°F)			°C/°F
	Storage	-40°C to +70°C (-40°F to +158°F)			°C/°F
	Spec	+20°C to +25°C (+68°F to +77°F)			°C/°F

Outdoor multitaps XFO faceplate-only 1.8 GHz upgrade Regal Wide multitaps



Order information

XFO Faceplate Upgrade Kits and legacy style housing are sold separately.

Item number	Item code	Description
2-way taps		
19015172	XFORWZ-2-4T	FACEPLATE ONLY REPLACEMENT REGAL WIDE 2-WAY 4 dB 1.8 GHz TERM
19015173	XFORWZ-2-8	FACEPLATE ONLY REPLACEMENT REGAL WIDE 2-WAY 8 dB 1.8 GHz
19015174	XFORWZ-2-11	FACEPLATE ONLY REPLACEMENT REGAL WIDE 2-WAY 11 dB 1.8 GHz
19015175	XFORWZ-2-14	FACEPLATE ONLY REPLACEMENT REGAL WIDE 2-WAY 14 dB 1.8 GHz
19015176	XFORWZ-2-17	FACEPLATE ONLY REPLACEMENT REGAL WIDE 2-WAY 17 dB 1.8 GHz
19015177	XFORWZ-2-20	FACEPLATE ONLY REPLACEMENT REGAL WIDE 2-WAY 20 dB 1.8 GHz
19015178	XFORWZ-2-23	FACEPLATE ONLY REPLACEMENT REGAL WIDE 2-WAY 23 dB 1.8 GHz
19015179	XFORWZ-2-26	FACEPLATE ONLY REPLACEMENT REGAL WIDE 2-WAY 26 dB 1.8 GHz
19015180	XFORWZ-2-29	FACEPLATE ONLY REPLACEMENT REGAL WIDE 2-WAY 29 dB 1.8 GHz
4-way taps		
19015181	XFORWZ-4-8T	FACEPLATE ONLY REPLACEMENT REGAL WIDE 4-WAY 8 dB 1.8 GHz TERM
19015182	XFORWZ-4-11	FACEPLATE ONLY REPLACEMENT REGAL WIDE 4-WAY 11 dB 1.8 GHz
19015183	XFORWZ-4-14	FACEPLATE ONLY REPLACEMENT REGAL WIDE 4-WAY 14 dB 1.8 GHz
19015184	XFORWZ-4-17	FACEPLATE ONLY REPLACEMENT REGAL WIDE 4 WAY 17 dB 1.8 GHz
19015185	XFORWZ-4-20	FACEPLATE ONLY REPLACEMENT REGAL WIDE 4-WAY 20 dB 1.8 GHz
19015186	XFORWZ-4-23	FACEPLATE ONLY REPLACEMENT REGAL WIDE 4-WAY 23 dB 1.8 GHz
19015187	XFORWZ-4-26	FACEPLATE ONLY REPLACEMENT REGAL WIDE 4-WAY 26 dB 1.8 GHz
19015188	XFORWZ-4-29	FACEPLATE ONLY REPLACEMENT REGAL WIDE 4-WAY 29 dB 1.8 GHz
8-way taps		
19015189	XFORWZ-8-11T	FACEPLATE ONLY REPLACEMENT REGAL WIDE 8-WAY 11 dB 1.8 GHz TERM
19015190	XFORWZ-8-14	FACEPLATE ONLY REPLACEMENT REGAL WIDE 8-WAY 14 dB 1.8 GHz
19015191	XFORWZ-8-17	FACEPLATE ONLY REPLACEMENT REGAL WIDE 8 WAY 17 dB 1.8 GHz
19015192	XFORWZ-8-20	FACEPLATE ONLY REPLACEMENT REGAL WIDE 8-WAY 20 dB 1.8 GHz
19015193	XFORWZ-8-23	FACEPLATE ONLY REPLACEMENT REGAL WIDE 8-WAY 23 dB 1.8 GHz
19015194	XFORWZ-8-26	FACEPLATE ONLY REPLACEMENT REGAL WIDE 8-WAY 26 dB 1.8 GHz
19015195	XFORWZ-8-29	FACEPLATE ONLY REPLACEMENT REGAL WIDE 8-WAY 29 dB 1.8 GHz
Backbox with bypass switch		
19015196	XFORWZ-BB	BACKBOX ONLY XFORWZ REGAL WIDE MULTITAP 1.8 GHz
Accessories (for gasket replacement)		
19012367	OTRGRT-W	OUTDOOR TAP REGAL GASKET REPLACEMENT TOOL - WIDE BODY
19015706	OTRGM-W	OUTDOOR TAP REGAL MESH GASKET - WIDE BODY
19015707	OTRGR-W	OUTDOOR TAP REGAL RUBBER GASKET - WIDE BODY

Outdoor multitaps XFO faceplate-only 1.8 GHz upgrade Regal Wide multitaps



Signal conditioning order information

The following types of XGT-series conditioning plug-ins are supported in the XFO-series:

Item number	Item code	Description
1.8 GHz cable equalizers		
19013857	XGT1800-CE03	TECHNETIX XGT/XFO PLUG-IN CABLE EQUALIZER 03 dB 1.8 GHz
19013859	XGT1800-CE06	TECHNETIX XGT/XFO PLUG-IN CABLE EQUALIZER 06 dB 1.8 GHz
19013861	XGT1800-CE09	TECHNETIX XGT/XFO PLUG-IN CABLE EQUALIZER 09 dB 1.8 GHz
19013863	XGT1800-CE12	TECHNETIX XGT/XFO PLUG-IN CABLE EQUALIZER 12 dB 1.8 GHz
19013864	XGT1800-CE14	TECHNETIX XGT/XFO PLUG-IN CABLE EQUALIZER 14 dB 1.8 GHz
19013866	XGT1800-CE18	TECHNETIX XGT/XFO PLUG-IN CABLE EQUALIZER 18 dB 1.8 GHz
1.8 GHz cable simulators		
19013870	XGT1800-CS03	TECHNETIX XGT/XFO PLUG-IN CABLE SIMULATOR 03 dB 1.8 GHz
19013872	XGT1800-CS06	TECHNETIX XGT/XFO PLUG-IN CABLE SIMULATOR 06 dB 1.8 GHz
19013874	XGT1800-CS09	TECHNETIX XGT/XFO PLUG-IN CABLE SIMULATOR 09 dB 1.8 GHz
19013876	XGT1800-CS12	TECHNETIX XGT/XFO PLUG-IN CABLE SIMULATOR 12 dB 1.8 GHz
19013877	XGT1800-CS15	TECHNETIX XGT/XFO PLUG-IN CABLE SIMULATOR 15 dB 1.8 GHz
19013878	XGT1800-CS18	TECHNETIX XGT/XFO PLUG-IN CABLE SIMULATOR 18 dB 1.8 GHz